



PKU-CUSTIPEN Nuclear Reaction Workshop
**"Reactions and Spectroscopy
of Unstable Nuclei"**
Supported by CUSTIPEN, NSFC, CCAST,
Peking U, Beijing Normal U.



Time dependence of the isospin composition of the emission particles in the fission events of $\text{Ar}+\text{Au}$ at 35 MeV/u

Zhigang Xiao

Department of Physics, Tsinghua University



▼ Content

▼ Introduction

- ▶ EOS of asymmetric nuclear matter at sub-saturation densities
- ▶ Fission and its possible relevance to $E_{\text{sym}}(\rho)$

▼ Experiment and Results

- ▶ Fission Distributions
- ▶ Spectra Fitting of Light Charged particles
- ▶ New Experiment data
- ▶ Summary



Symmetry Energy:

Energy cost to convert protons to neutrons in nuclear medium

Symmetry energy

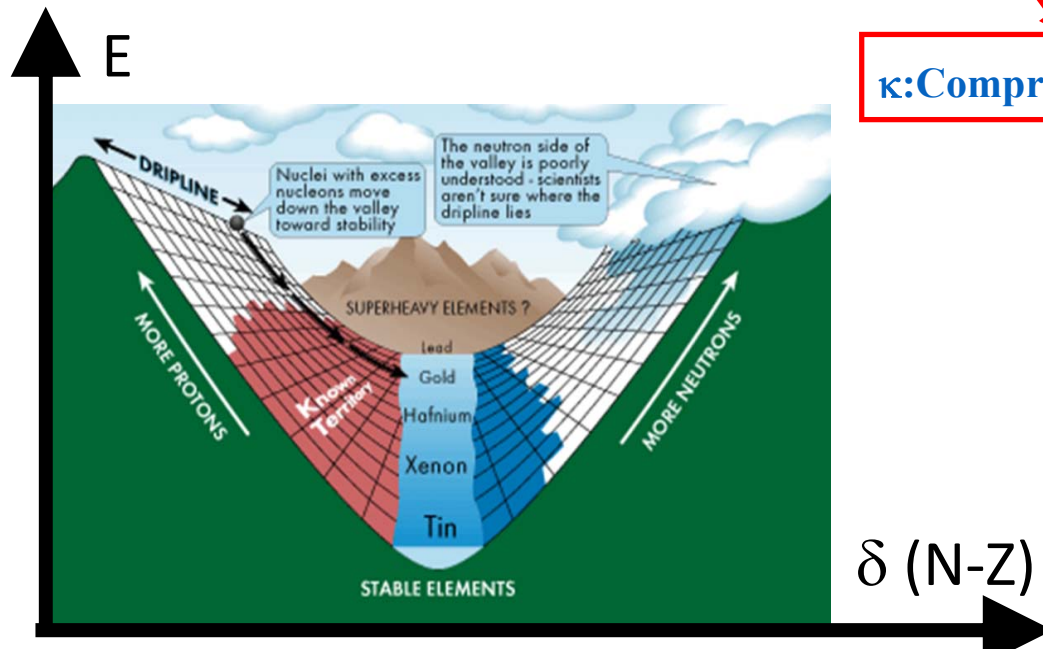
$$E = -a_V A + a_S A^{2/3} + a_C \frac{Z^2}{A^{1/3}} + a_a \frac{(N-Z)^2}{A} + E_{mic}$$

$a_V = 16 \text{ MeV}$ $a_S = 18 \text{ MeV}$ $a_a = 21 \text{ MeV}$ $a_C = 0.7 \text{ MeV}$

$$E(\rho, \delta) = E_0(\rho) + \delta^2 E_{sym}(\rho) = a_V + \frac{\kappa}{18} \epsilon^2 - \frac{\kappa^2}{162} \epsilon^3 + \dots + \delta^2 \left(E_{sym} + \frac{L}{3} \epsilon + \dots \right)$$

κ : Compressibility

E_{sym}



$$E_{sym}(\rho) = E_{sym}(\rho_0) \left(\frac{\rho}{\rho_0} \right)^\gamma$$

$$\delta = \frac{N-Z}{N+Z}$$



$E_{\text{sym}}(\rho)$ plays an essential role in astrophysics/nuclear physics

Astrophysics connection

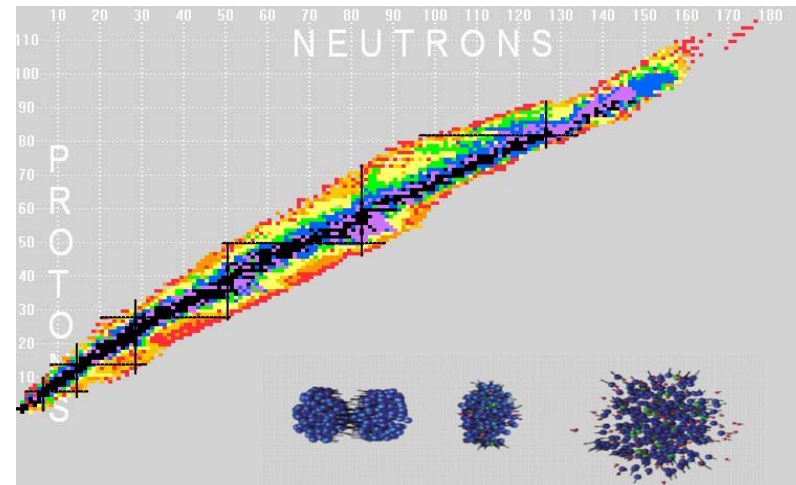
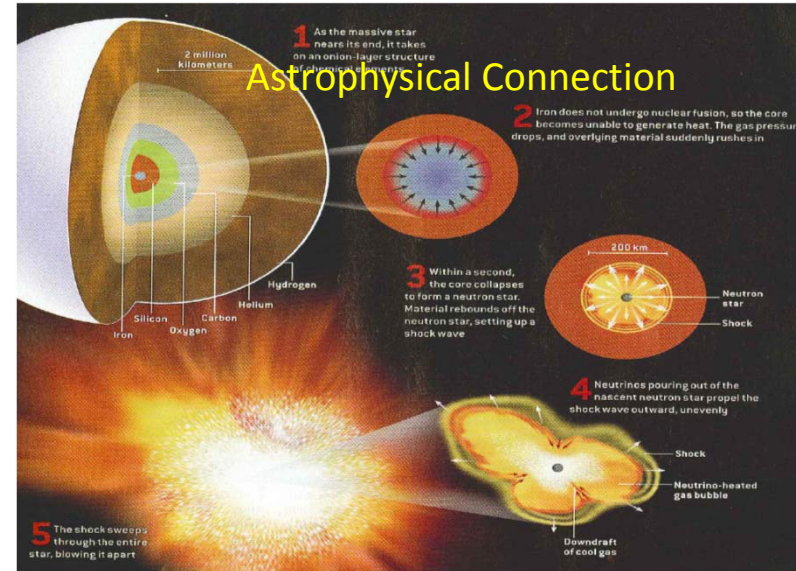
- Proton fraction
- M-R relation
- ρ_c for D-Urca
- Transition density

.....

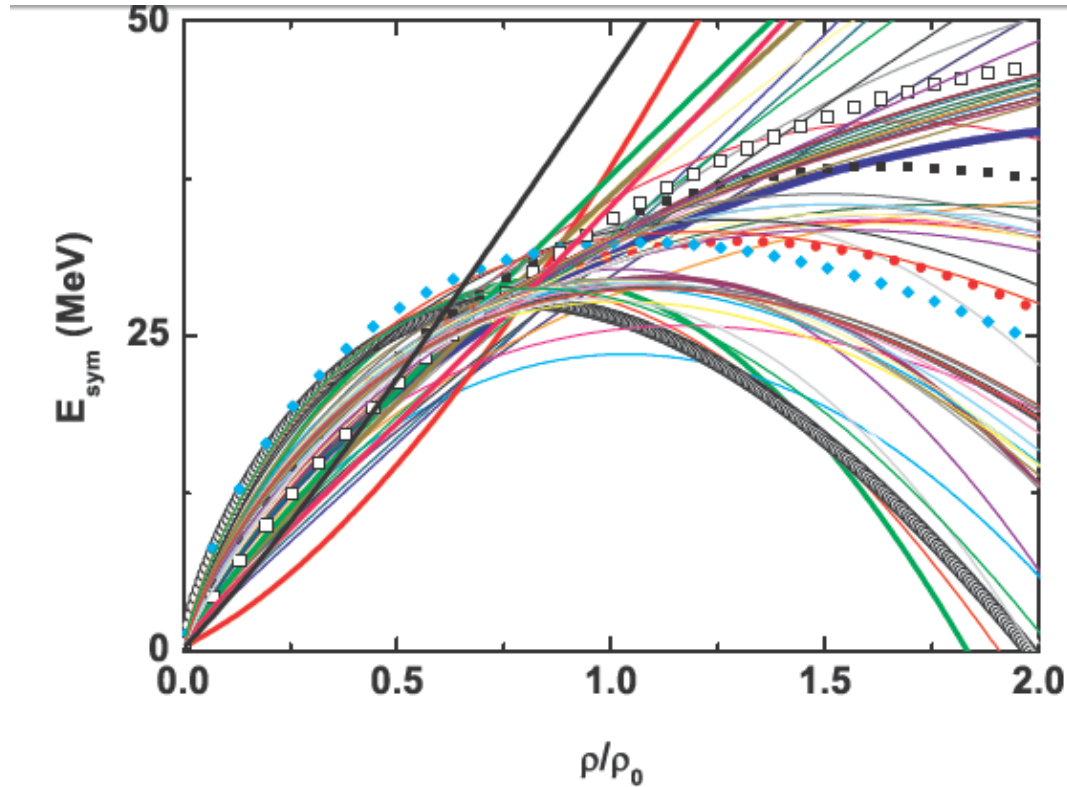
Phy. Rep. 442(2007) 109; NPA777(2006)479
 PRC76(2007),025801; PRC75(2007) 015801
 PRC74 (2006),035802; Astro. J. 676 (2008) 1170
 Phy. Rep. 411(2005) 325; PLB 642, 436 (2006)

Nuclear Physics connection

- Nuclear Binding Energy
- 3 body force
- Tensor force
- Collision dynamics...



$E_{\text{sym}}(\rho)$ very uncertain, particularly at $\rho > \rho_0$



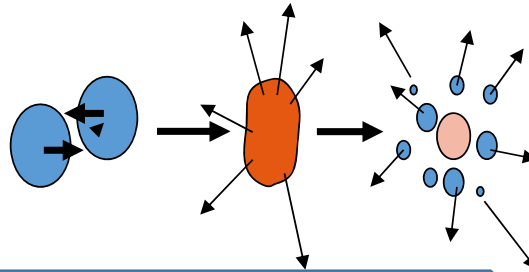
L.W. Chen, C.M. Ko and B.A. Li, Phys. Rev. C72, 064309 (2005); C76, 054316 (2007).

While at sub-saturation densities.....



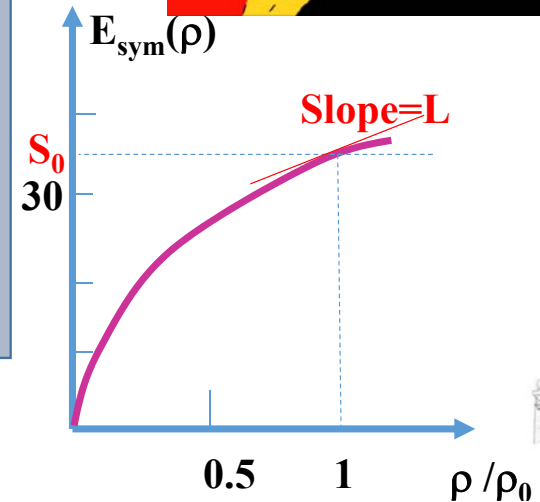

A list for sub-saturation density

At sub-saturation densities



- Global nucleon optical potential in n/p-A collisions or (p,n) reactions
- Neutron Skin thickness of Pb-208 (PREX experiment at JLAB)
- Isospin scalaring and isospin fractionaiton in multifragmentation
- Isospin diffusion
- n/p ratio of fast and pre-equilibrium nucleons
- N/Z composition of the emitted fragments
- GDR strength
- Correlation function
-

$$S_0 = 32.5 \pm 2.5 \text{ MeV} \quad L = 55 \pm 25 \text{ MeV}$$



How long the E_{sym} effects can persist in HIC?

Neutron Skin

Isospin scaling

Isospin Diffusion

Fast nucleon emission

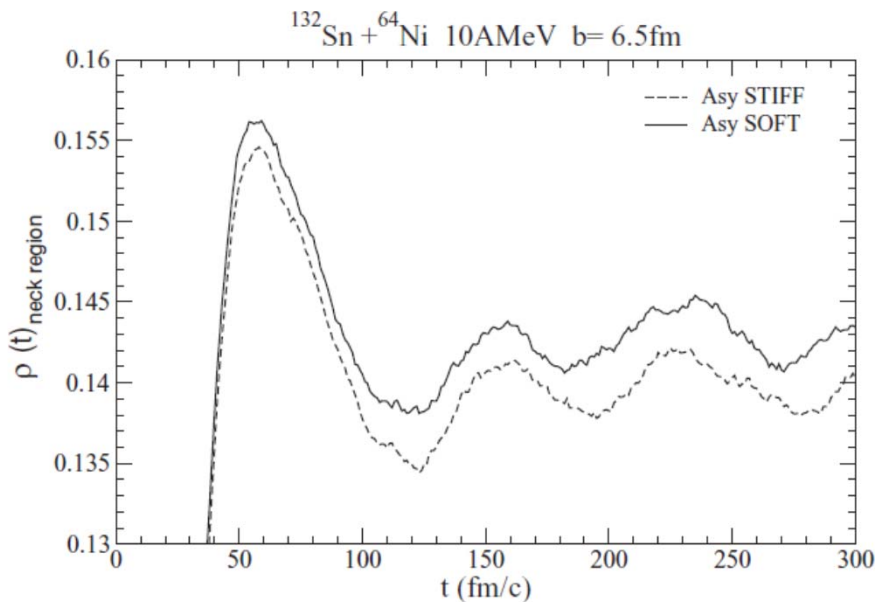


SLOW

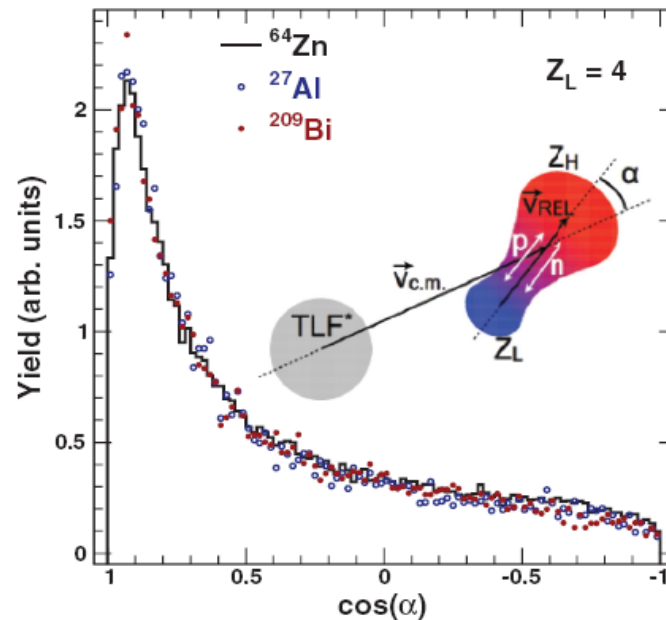
10^{-19} s

Intermediate Process ?

FAST
 $10^{-21\sim 22}$ s



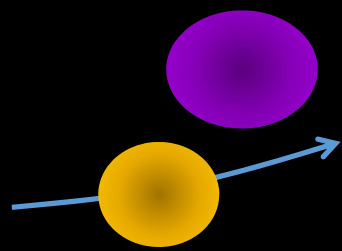
Phys Rev C **83**, 014604 (2011)



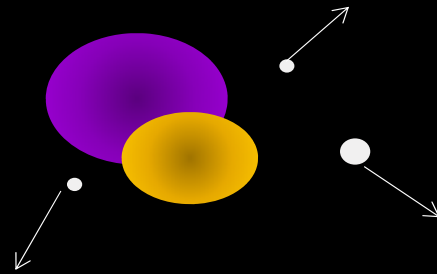
Phys Rev C **87** (2013) 061601(R)



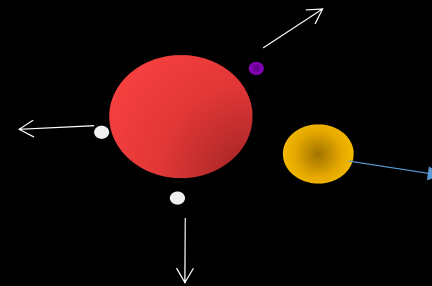
Using fission to study the long time effect of $E_{\text{sym}}(\rho)$



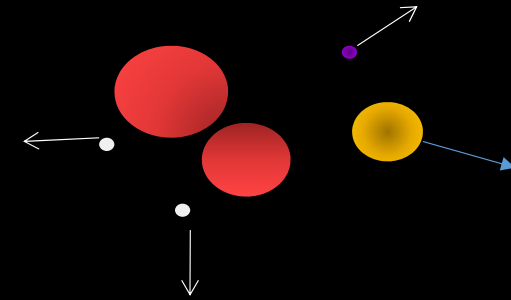
Approaching



Short Contact
Fast Emission (Int. Velo.)



Hot and rotating TLF
CN Emission



Fission
Post-Scission Emission



Animation by Tian Junong

- Possible Advantages:
 - ☑ Neck part: Very neutron rich, Low Densities
 - ☑ Time Scale: Between statistical emission (Q effect) and two body process (very short)

One Step backward: Isospin effect of the particle emission



▼ Content

▼ Introduction

- ▶ EOS of asymmetric nuclear matter at sub-saturation densities
- ▶ Fission and its possible relevance to $E_{\text{sym}}(\rho)$

▼ Experiment and Results

- ▶ Fission Distributions
- ▶ Spectra Fitting of Light Charged particles
- ▶ Future experiment



Experimental Set Up

- 35 MeV/u Ar+ Au.
 - Trigger: 2 fold fragments .AND. 1 LCP
 - 2 fold fragments .AND. 1 Proj.-like
- 1) Six PPAC covering $\sim 1/3$ whole space
 - 2) All about 30 cm to the target
 - 3) 3 Si-CsI and 3 Si-Si-CsI (158,127,80) telescopes
 - 4) One 12-unit Si-BGO hodoscope

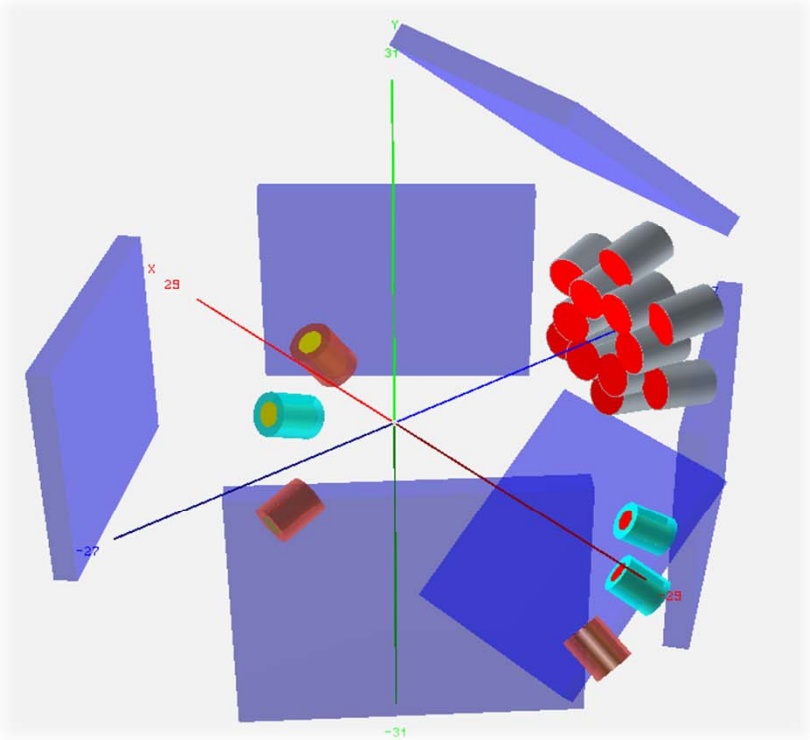
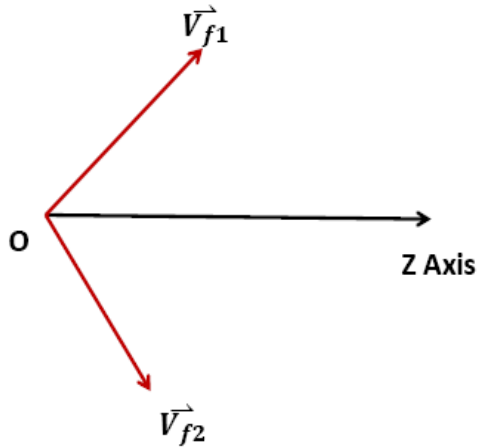


TABLE I: The parameters of the 6 LCP telescopes

Tele. No.	1	2	3	4	5	6
d (mm)	12.0	10.2	10.4	14.0	14.0	14.0
L (cm)	11.5	11.5	11.5	26.0	21.6	28.5
θ ($^\circ$)	158	155	127	80	59	44
ϕ ($^\circ$)	-90	90	90	-145	-139	-133
ΔE_1 (μm)	50	50	50	50	50	50
ΔE_2 (μm)	400	/	400	400	/	/
E_{CsI} (mm)	40	40	40	40	40	40



$$\frac{m_{f1}}{m_{f2}} = \frac{|V_{f2}|_{\perp}}{|V_{f1}|_{\perp}}$$

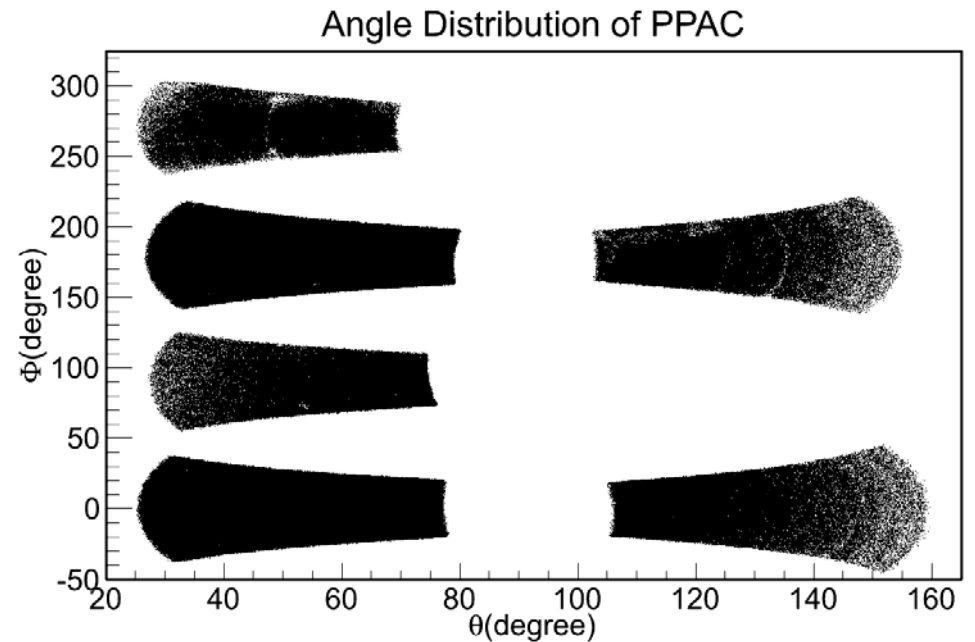
$$m_{CN} = m_{f1} + m_{f2}$$

$$m_{CN} \vec{V}_{CN} = m_{f1} \vec{V}_{f1} + m_{f2} \vec{V}_{f2}$$

$$\vec{V}_{CN} = \frac{m_{f1} \vec{V}_{f1} + m_{f2} \vec{V}_{f2}}{m_{f1} + m_{f2}}$$

$$\eta = \frac{1 - \frac{m_{f2}}{m_{f1}}}{1 + \frac{m_{f2}}{m_{f1}}}$$

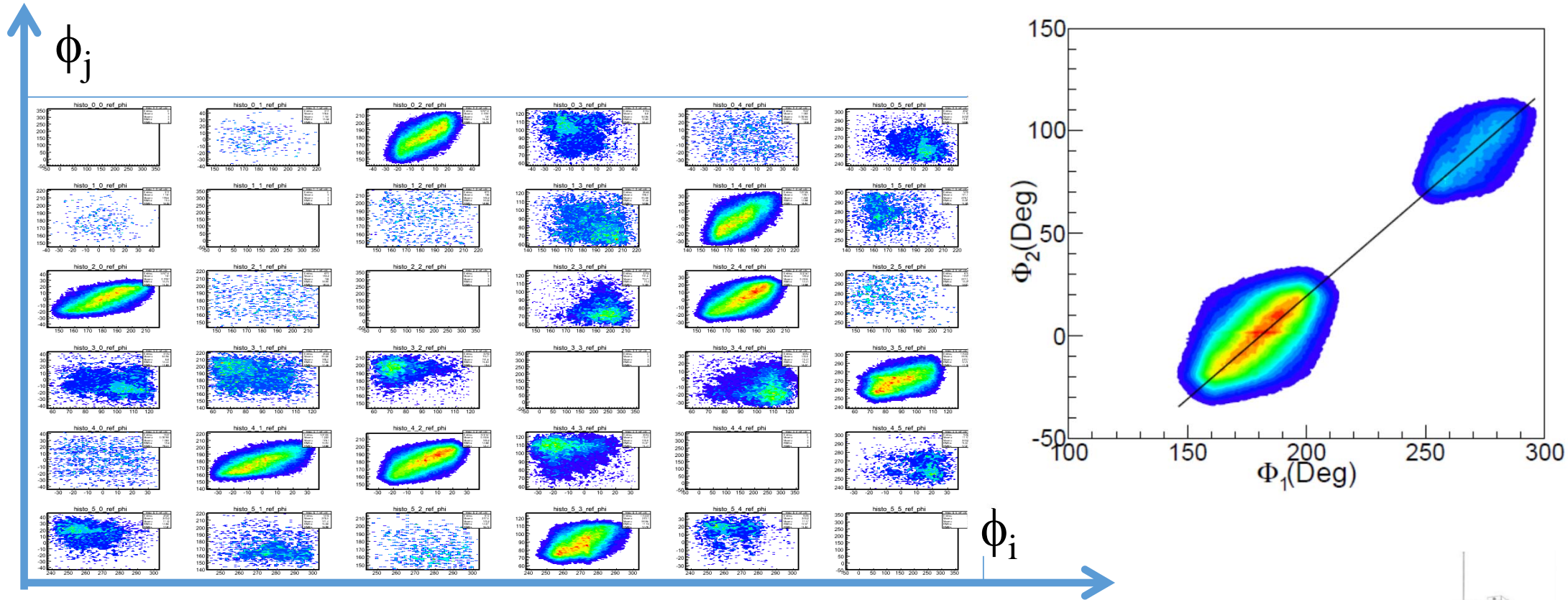
$$\vec{V}_{CN} = \frac{\vec{V}_{f1} + \frac{m_{f2}}{m_{f1}} \vec{V}_{f2}}{1 + \frac{m_{f2}}{m_{f1}}}$$



- Folding angle method \rightarrow velocity of fragments, mass ratio ...



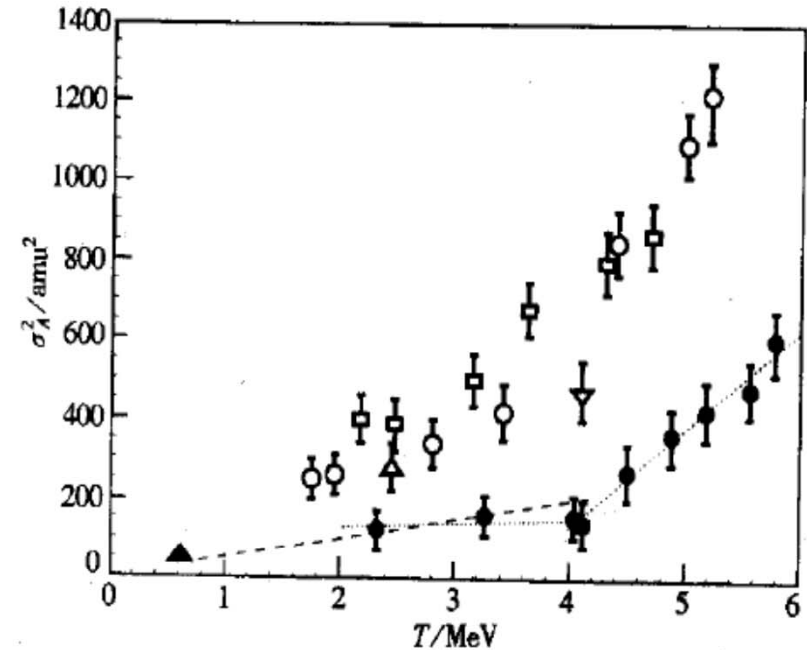
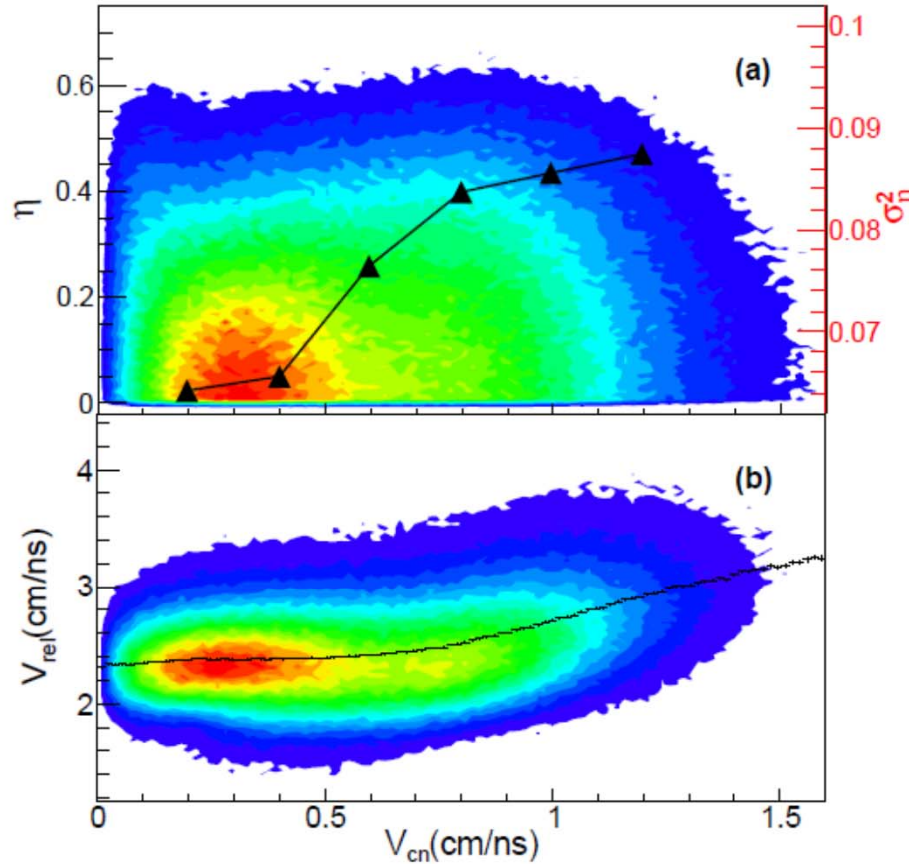
1) Fission fragments correlation



- 2-fold events with face-to-face PPACs fired show good back-to-back correlation!



Fission Distribution

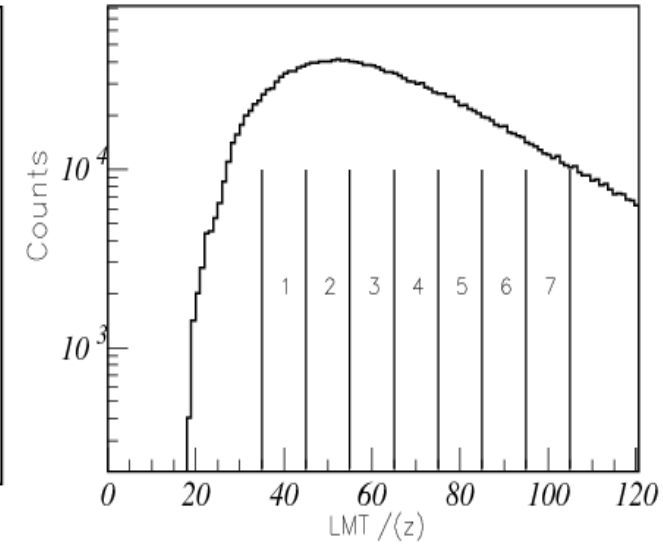
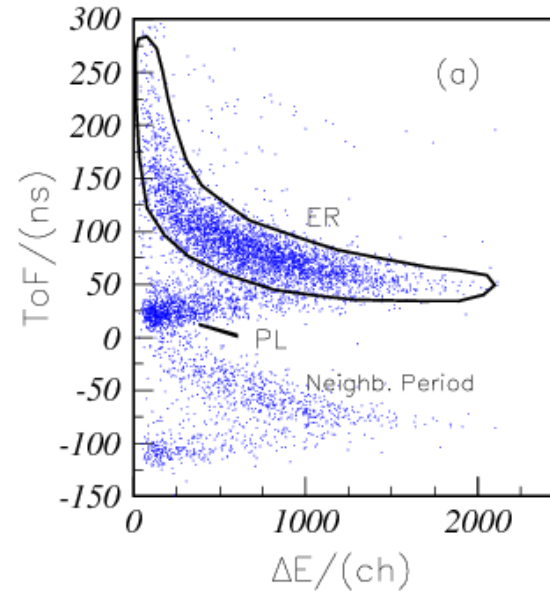
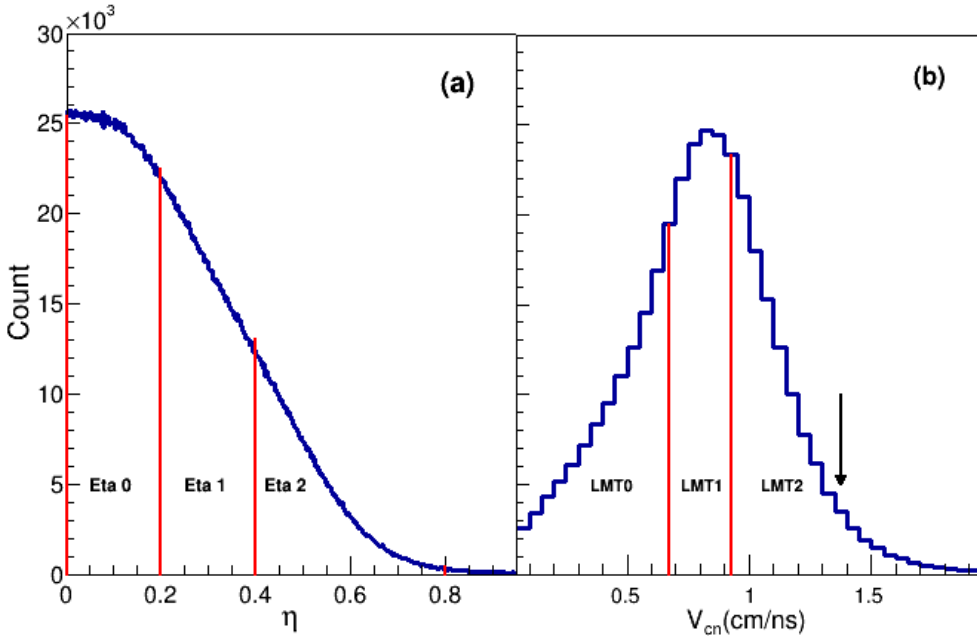


S. Harar, Nucl. Phys. A 471, 205c (1987)
 J. W. Zheng et al, HEPNP. 23, 409 (1999)

- 1) Relative velocity peaks at 2.4 (Viola systematics), and showing slight asymmetry
- 2) At low and high V_{add} , the relative velocity exhibits different manner



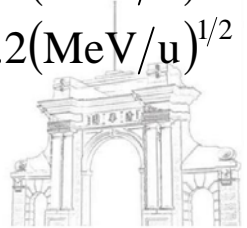
LMT 同文献的比较



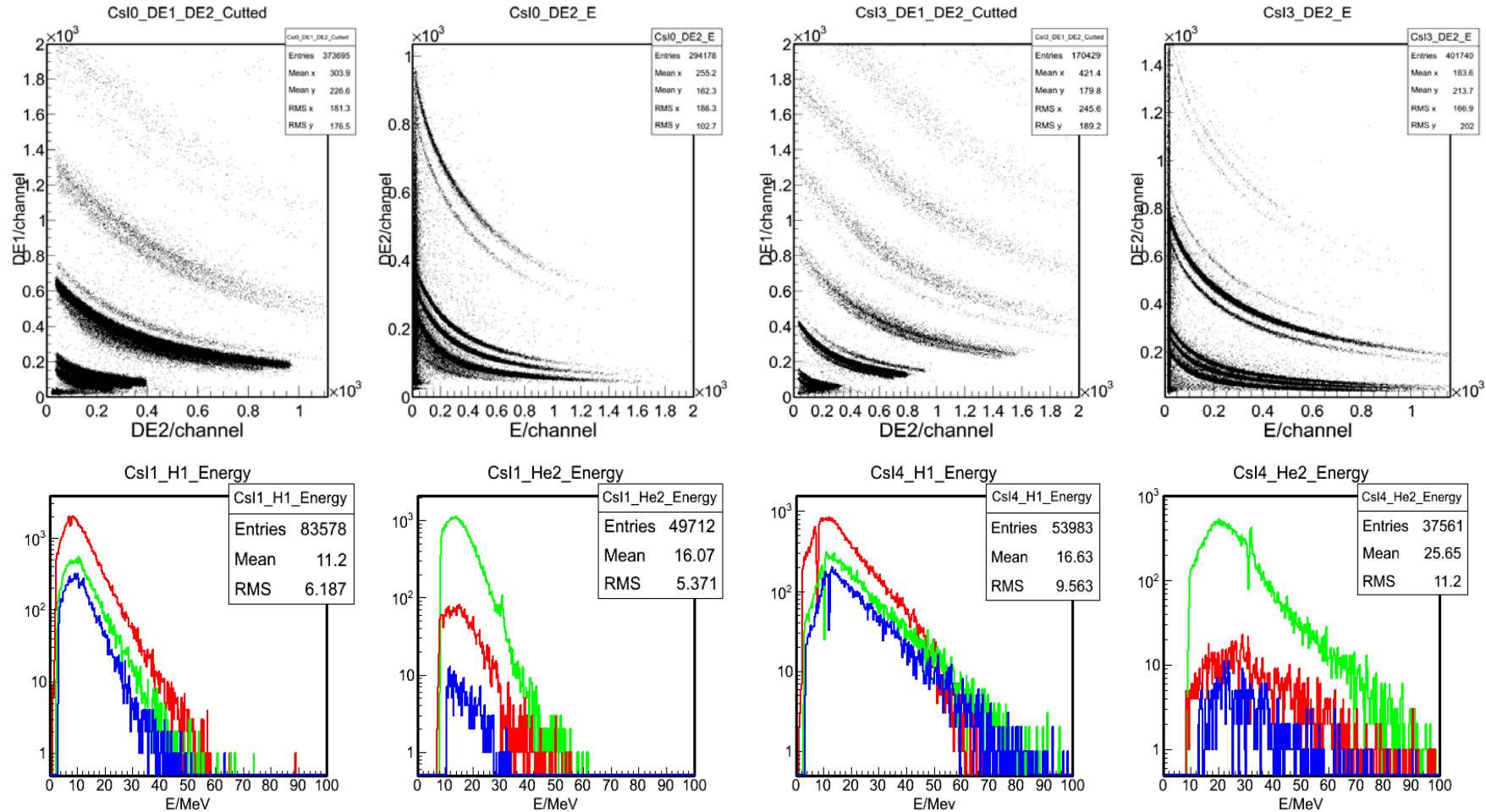
Z. G. Xiao, et al., HEPNP. 25, 643 (2001)

$$\langle LMT \rangle = \begin{cases} 1.273 - 0.092\sqrt{E_{in}/A} & \sqrt{E_{in}/A} > 3.2(\text{MeV/u})^{1/2} \\ 1 & \sqrt{E_{in}/A} \leq 3.2(\text{MeV/u})^{1/2} \end{cases}$$

- LMT most probable at 0.56, consistent with Ar+Sn at 35 MeV/u.
- Slightly deviate from the empirical prediction at 0.72, presumably the beam energy exceeds the range.



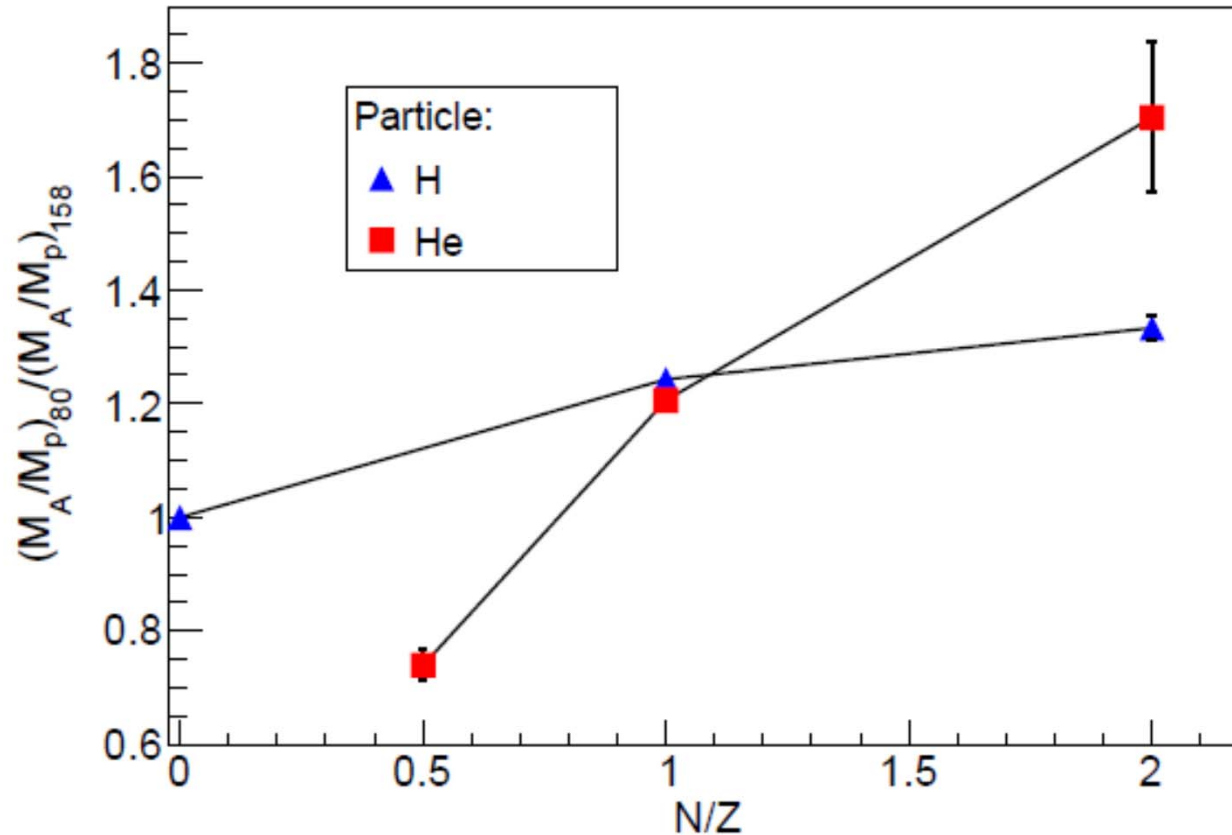
LCPs in coincidence with fission



- Mass Resolved spectra obtained at 2 degrees: 158, 80



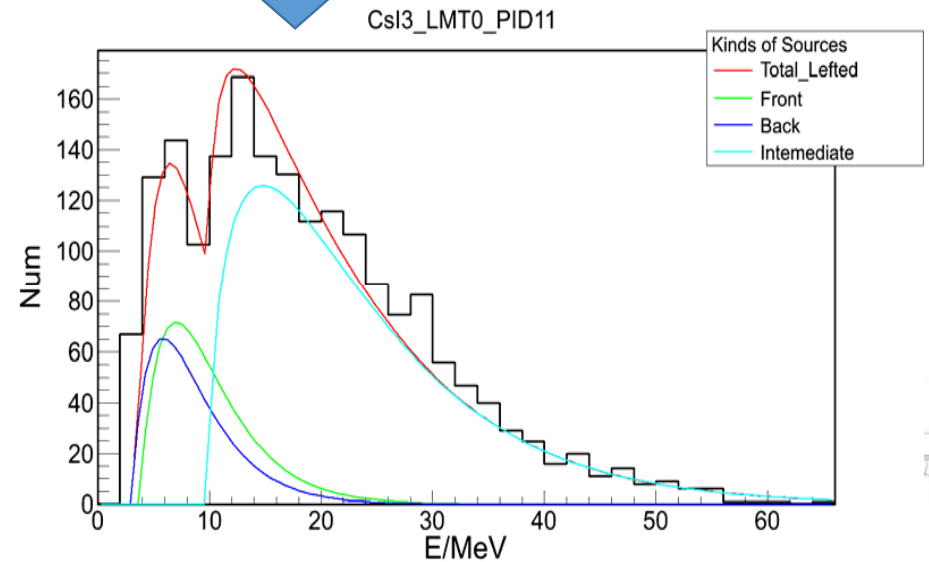
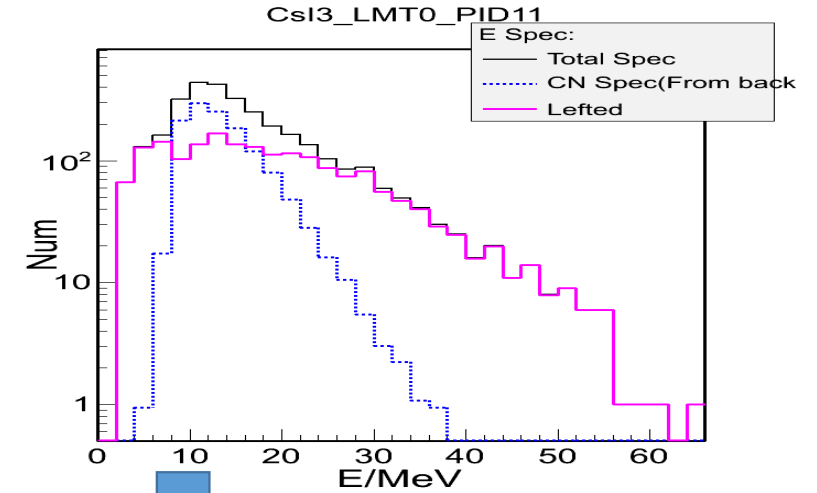
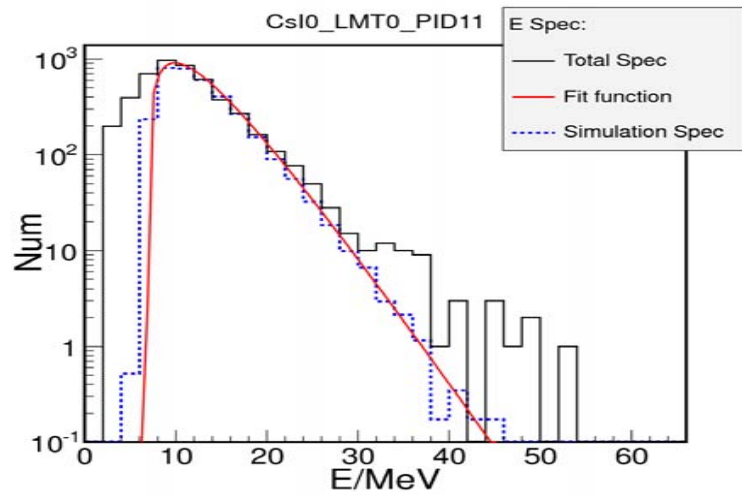
Double angular ratio of particle yield



- Model independently, particles emitted at smaller angle are more neutron rich
- Smaller angle emitted particles experience more dynamical contribution



Three moving source analysis

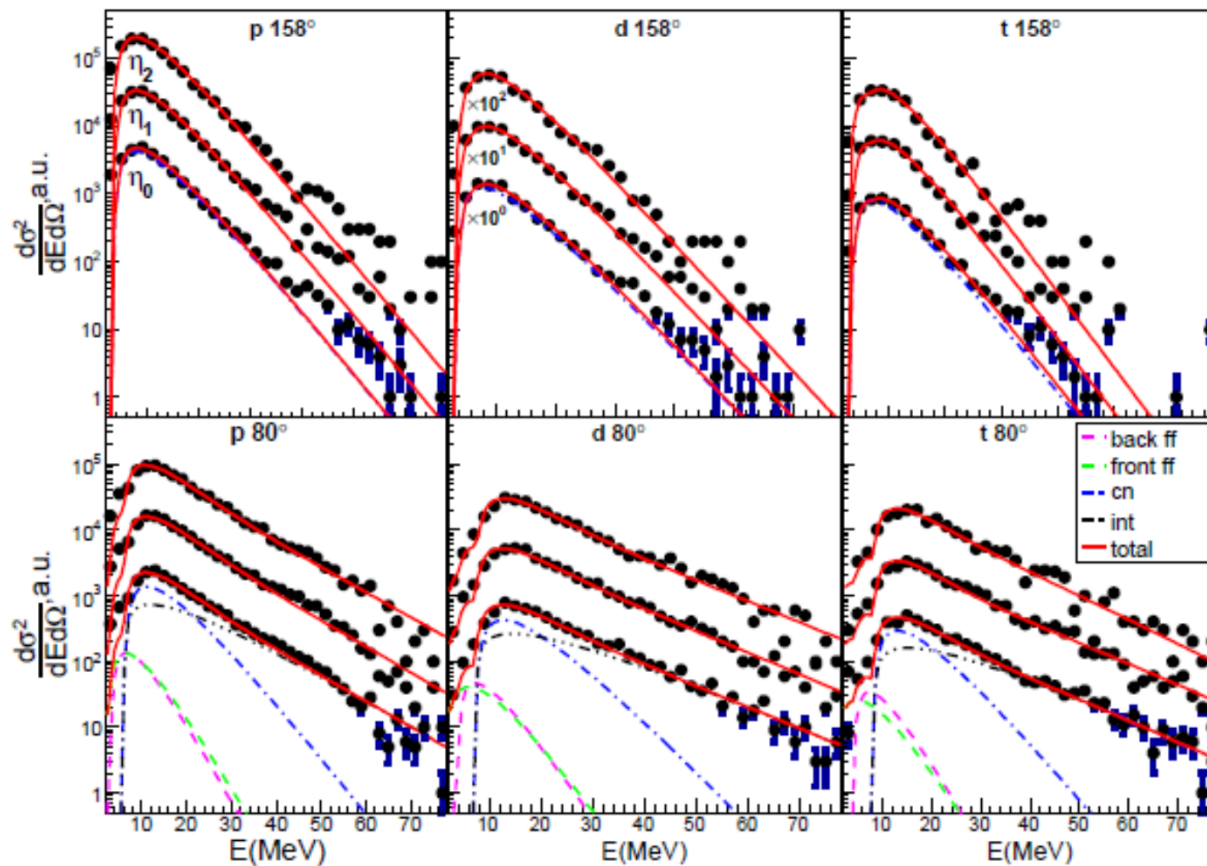


- Three moving source: CN, FF and Int. Velocity

$$\frac{d^2\sigma}{d\Omega dE} = \frac{N}{2(\pi T)^{3/2}} (E - E_c)^{1/2} \exp[-(E - E_c)/T]$$

- STEP 1:** Fit large angle telescope with CN source
- STEP 2:** Apply the CN parameters to the middle angle detector
- STEP 3:** Fit the middle angle spectrum

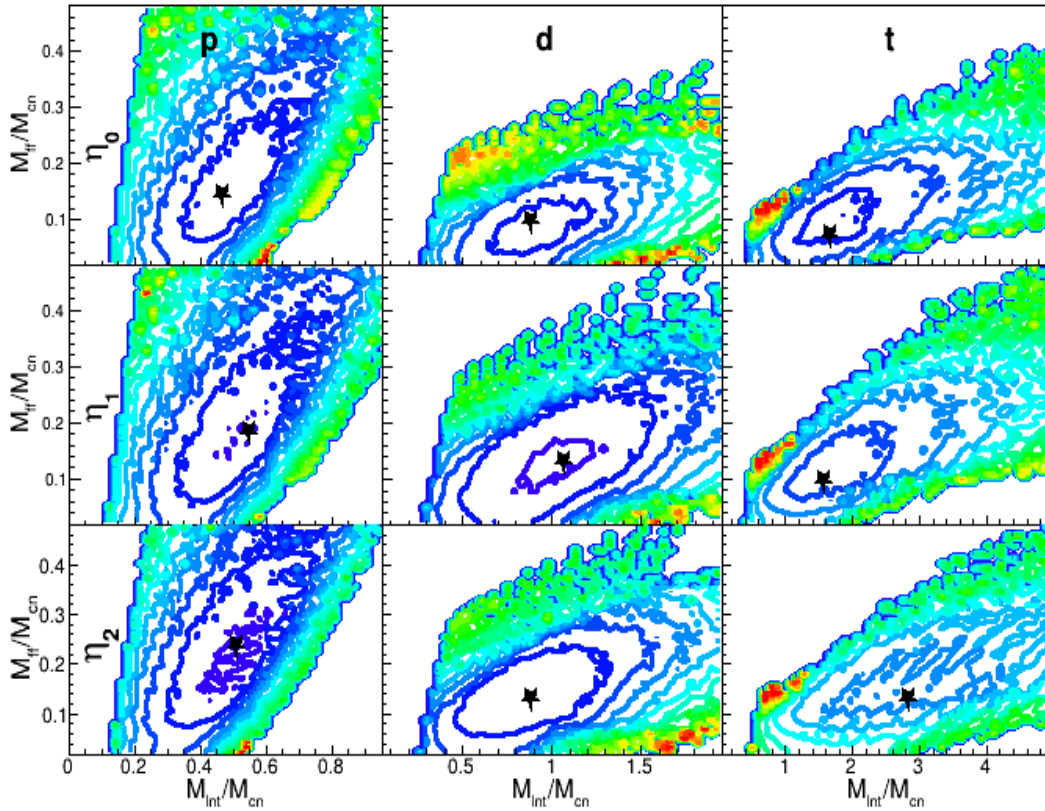
Energy spectra analysis vs mass asymmetry



$$\frac{d^2\sigma}{d\Omega dE} = \frac{N}{2(\pi T)^{3/2}} (E - E_c)^{1/2} \exp[-(E - E_c)/T]$$



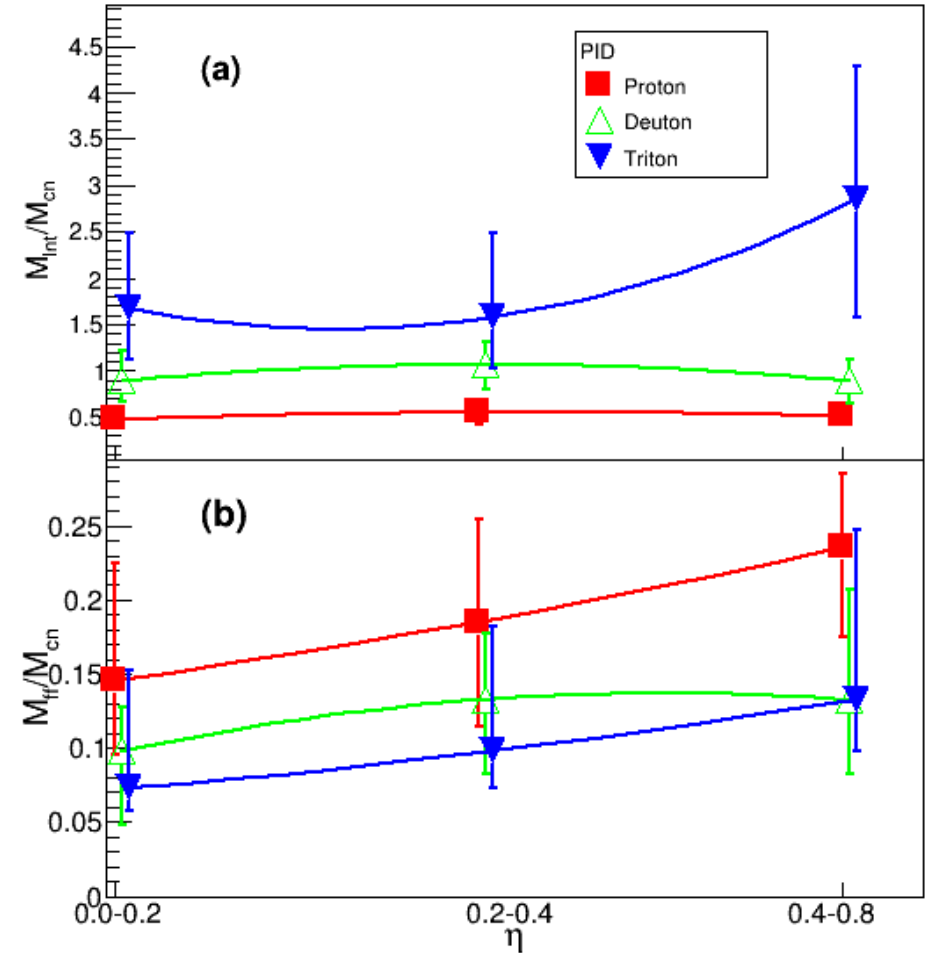
Minimum χ^2 analysis



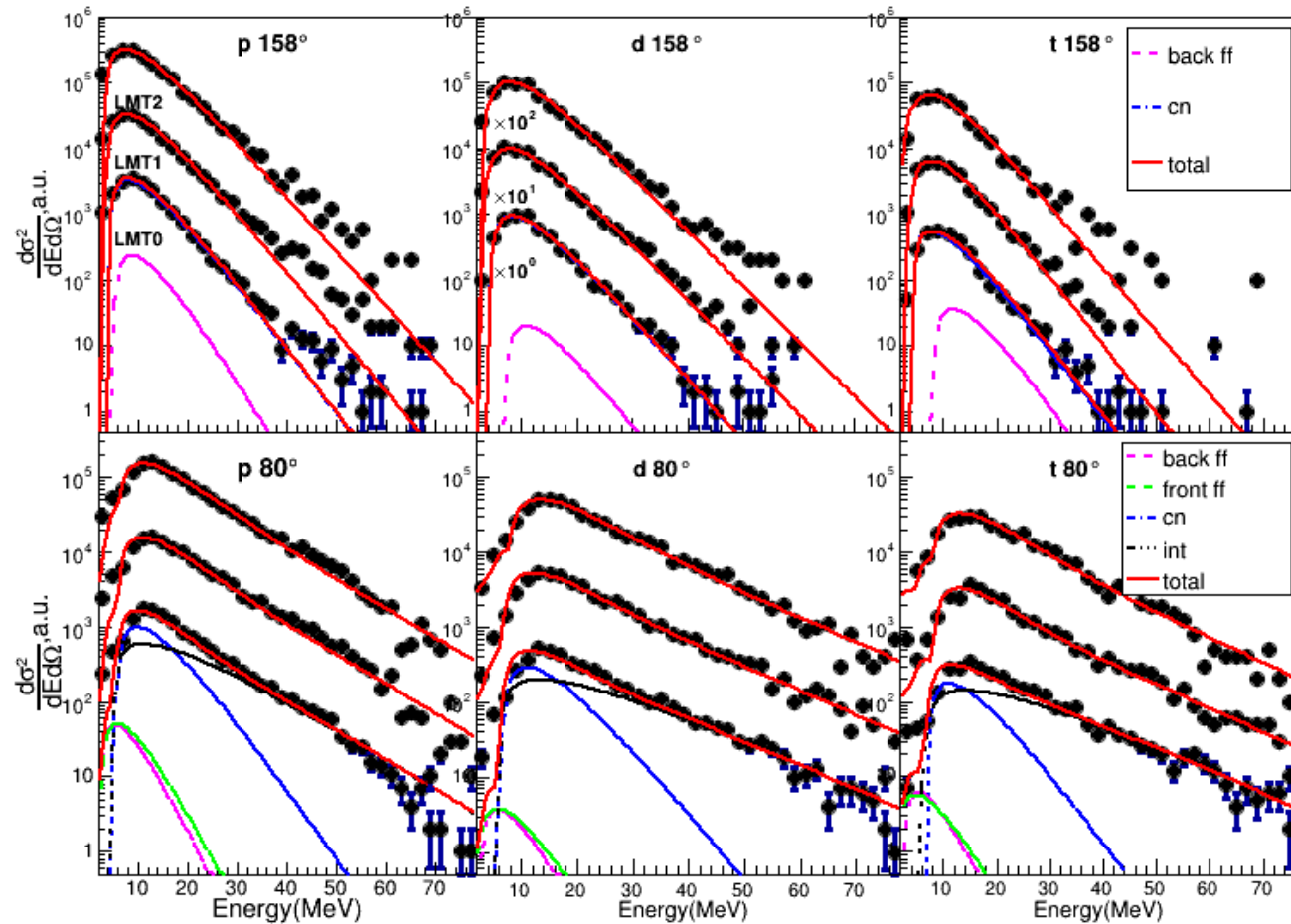
→ M_{ff}/M_{cn} vs. M_{inv}/M_{cn}

→ The two ratios show different hierarchy

→ **The particles emitted in early stage are neutron rich!**



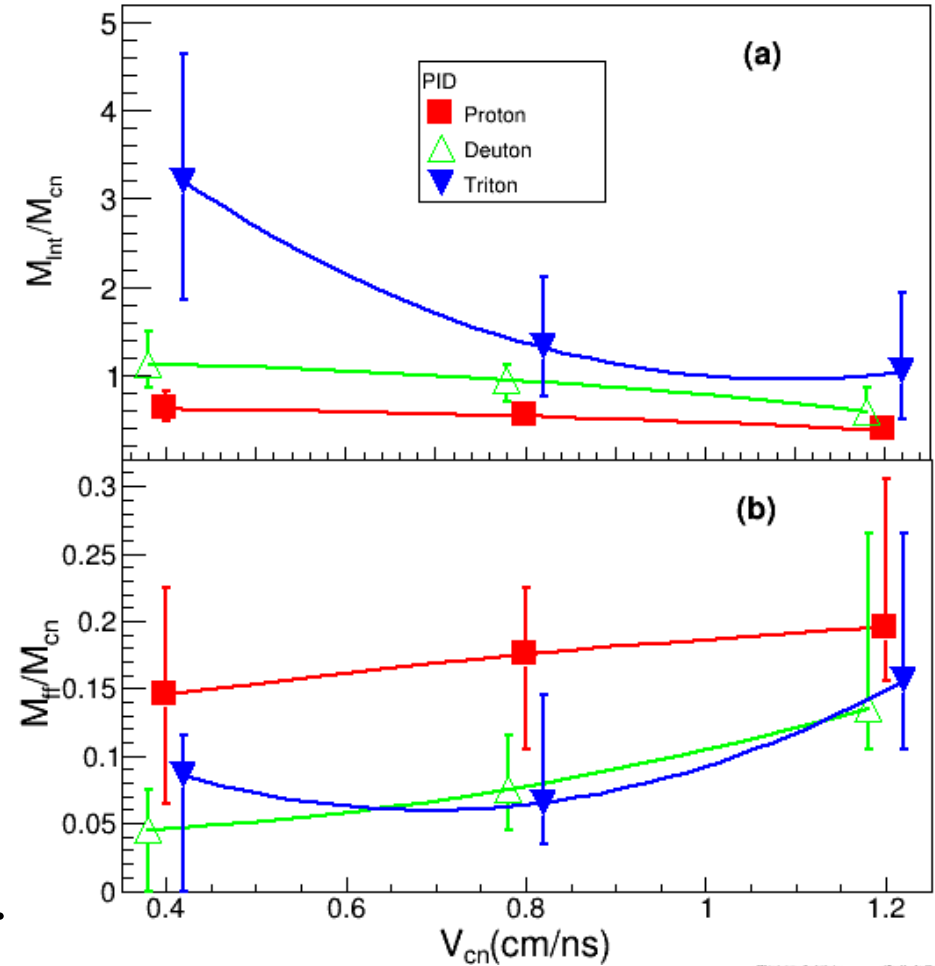
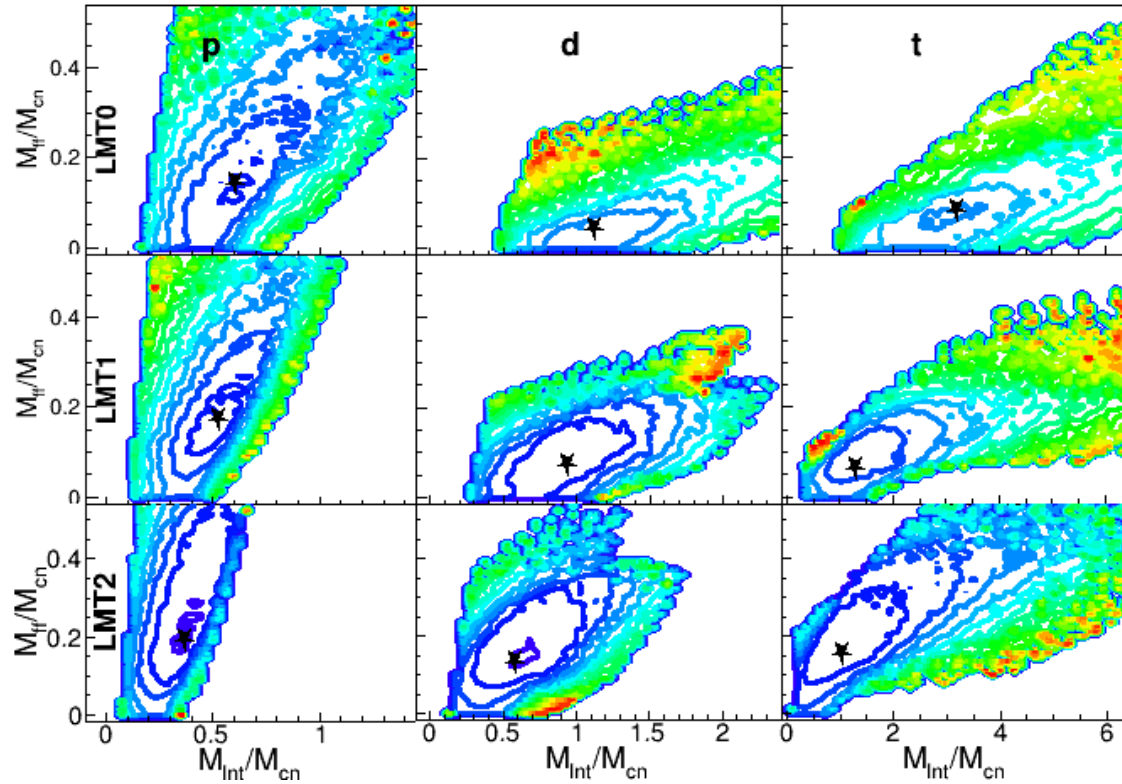
Energy spectra vs. LMT



- As a function of LMT



Minimum χ^2 analysis

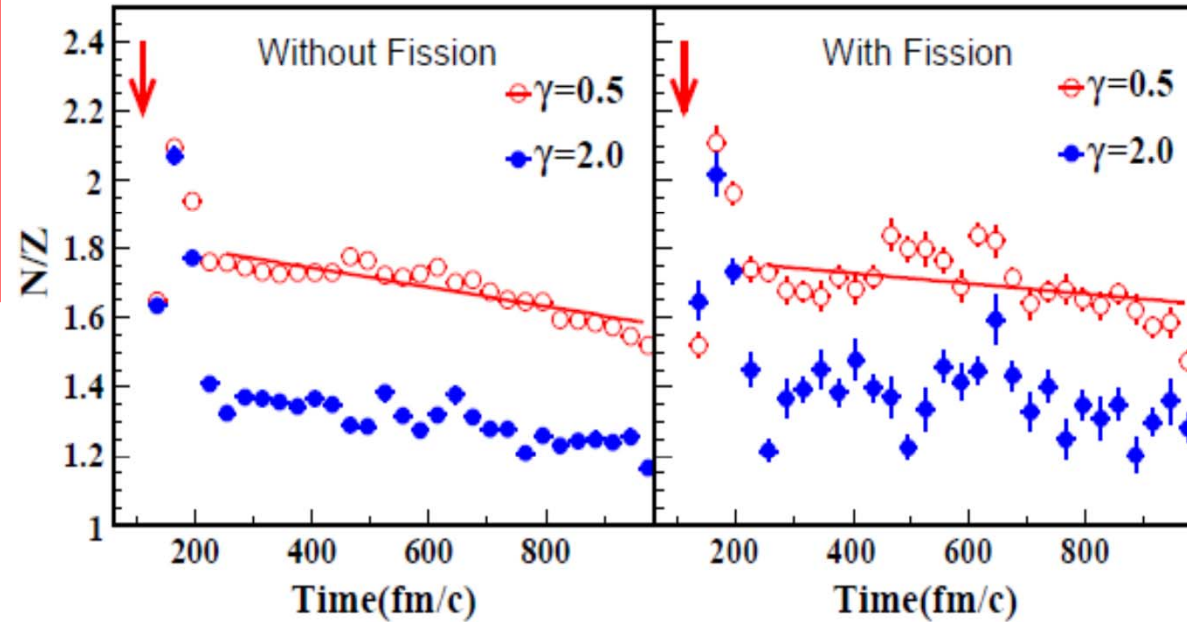


- The hierarchy of Multiplicity ratio remains.
- Error bars are large for the FF source.

IQMD calculations

$$V_{\text{loc}} = \frac{\alpha \rho^2}{2 \rho_0} + \frac{\beta}{\sigma + 1} \frac{\rho^{\sigma+1}}{\rho_0^\sigma} + \frac{g_0}{2\rho_0} (\nabla \rho)^2 + \frac{C_s}{2} \left[\frac{\rho^{\gamma+1}}{\rho_0^\gamma} - \frac{\kappa_s}{\rho_0} (\nabla \rho)^2 \right] \delta^2 + g_\tau \frac{\rho^{\eta+1}}{\rho_0^\eta}$$

α	207 MeV	β	138 MeV
σ	7/6	g_0	18 MeV · fm ²
C_s	32 MeV	κ_s	0.08 fm ²
g_τ	14 MeV	η	5/3



1) Along the whole decay chain, the average N/Z decreases with time.

→ **The neutron richness of the emitted particles is enhanced at the beginning of the emission.**


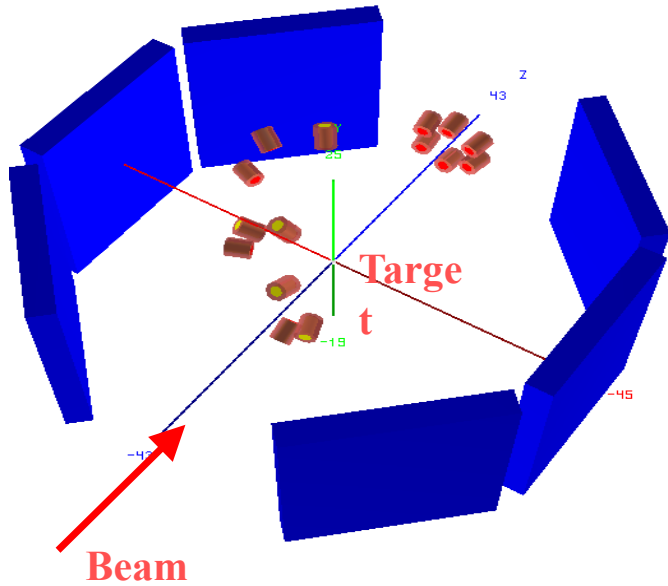
2) The isospin composition N/Z exhibits an obvious dependence on $E_{\text{sym}}(\rho)$ till very late stage.

3) The effect of the symmetry energy remains equally significant in the fission.

→ **Scission point can be a clock to investigate the effect of $E_{\text{sym}}(\rho)$.**



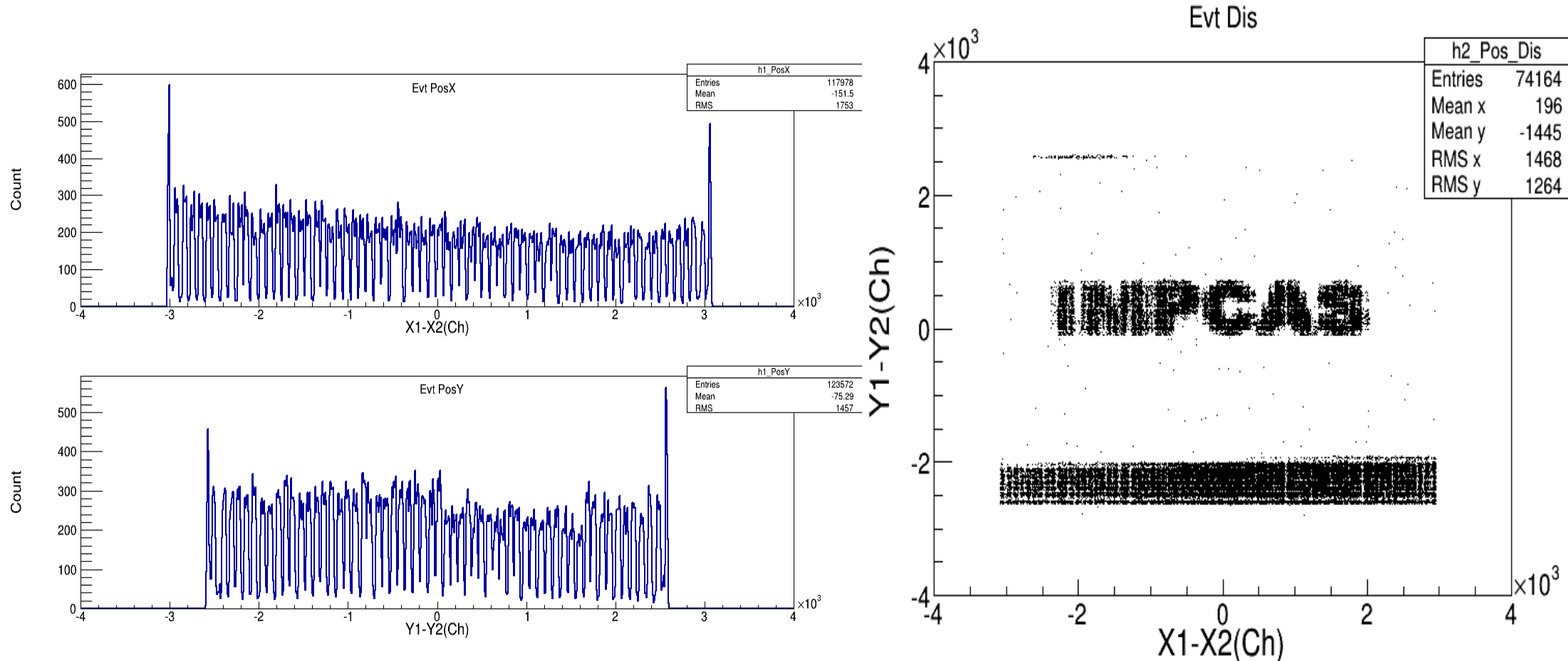
Further improved experiment



- Complete in June 2014.

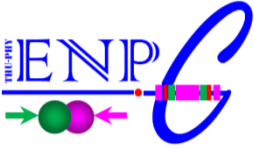
1. Improved PID by using H.Q. telescopes
2. Lower energy threshold
3. More Detectors(> 5 positions)

PPAC Performance



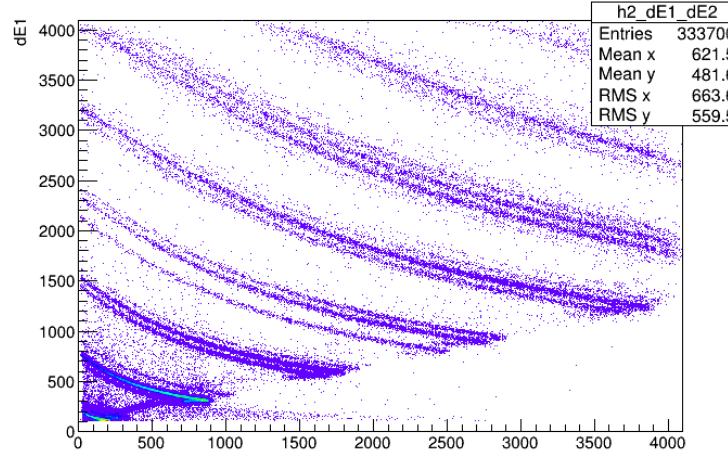
- Good Position Resolution and high fission fragment efficiency



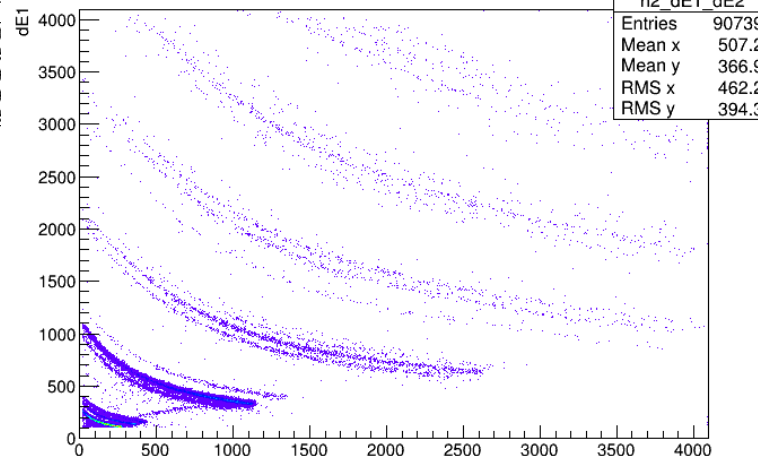


Telescope Performance

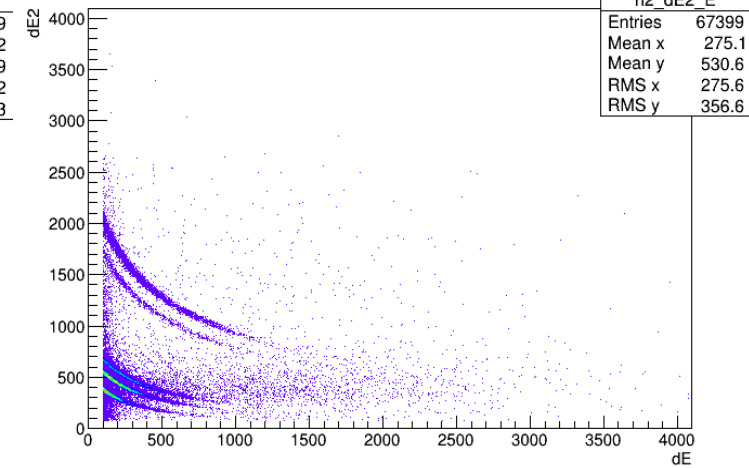
Tel_3#(-15°)



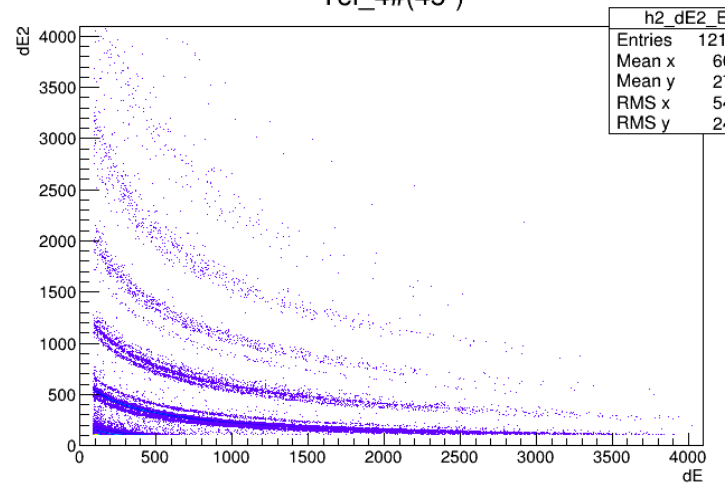
Tel_6#(70°)



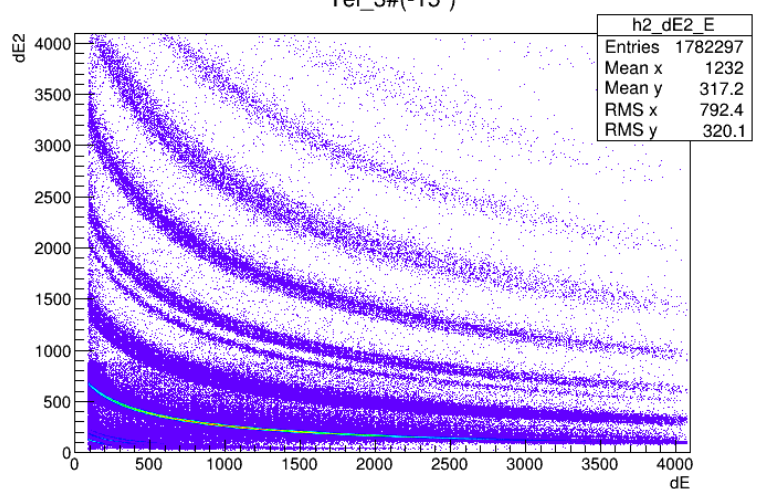
Tel_7#(165°)



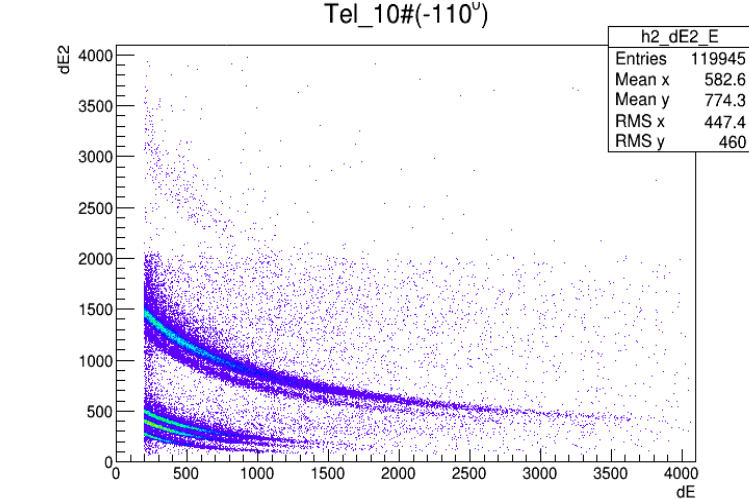
Tel_4#(45°)



Tel_3#(-15°)



Tel_10#(-110°)

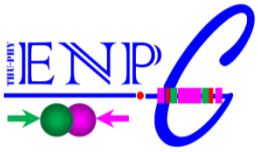


- Isotope identification achieved in most of the telescopes → More angles

Summary

- In 35 MeV/u $^{40}\text{Ar}+^{197}\text{Au}$ collisions:
 - LCPs are measured in coincidence with fission events
 - Smaller angle products, with more contribution from dynamic emissions, are more neutron rich. A hierarchy from t to d and p are observed for the dynamic emissions, later emissions exhibit the inverse trend.
 - Effect of the symmetry energy persists to very late stage. Process with long time scale is sensitive to the underlying effect of the symmetry potential. The time dependent N/Z of the light charged particles can be used as a new probe to $E_{\text{sym}}(\rho)$
 - Further experimental studies are of interest.





Acknowledgements

Collaborators

THU: R. S. Wang, Y. Zhang, H. Yi, L. M. Lv,
Y. Huang, W. J. Cheng, H. J. Li

IMP: G. M. Jin, L. M. Duan, R. J. Hu, H. R. Yang,
Y. P. Zhang, J. S. Wang, P. Ma, Y. J. Zhou,
Y. Y. Yang, S. L. Jin.....

CIAE: [Y. X. Zhang](#), [Q. H. Wu](#)

ATC: [J. L. Tian](#)

MSU: [B. Tsang](#)

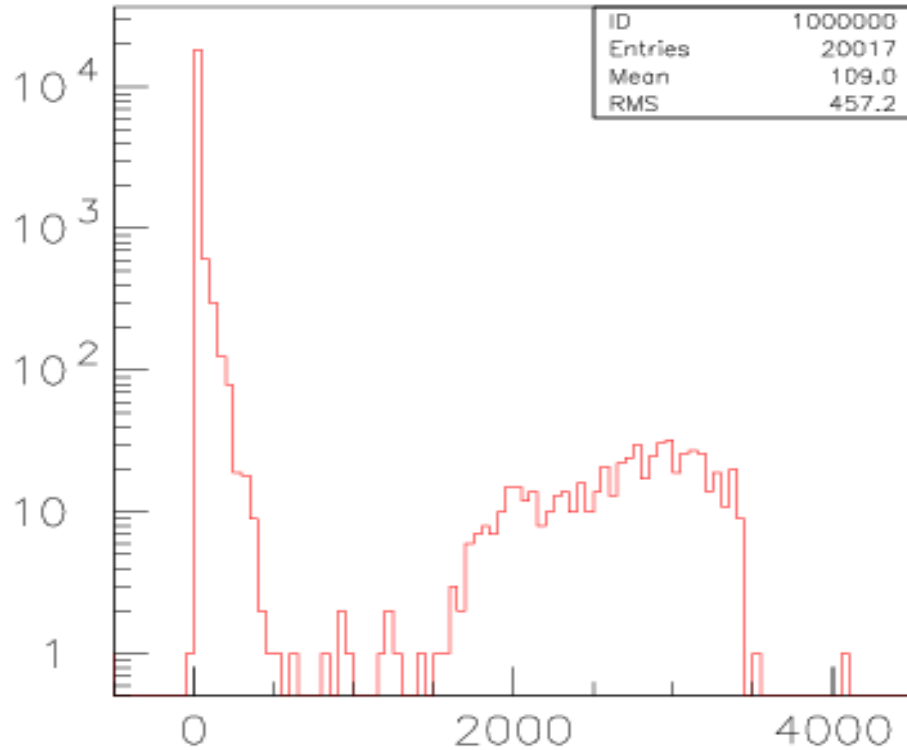


Funding: NSFC, Tsinghua University Initiative Scientific Research Program

Thank You for your attention!

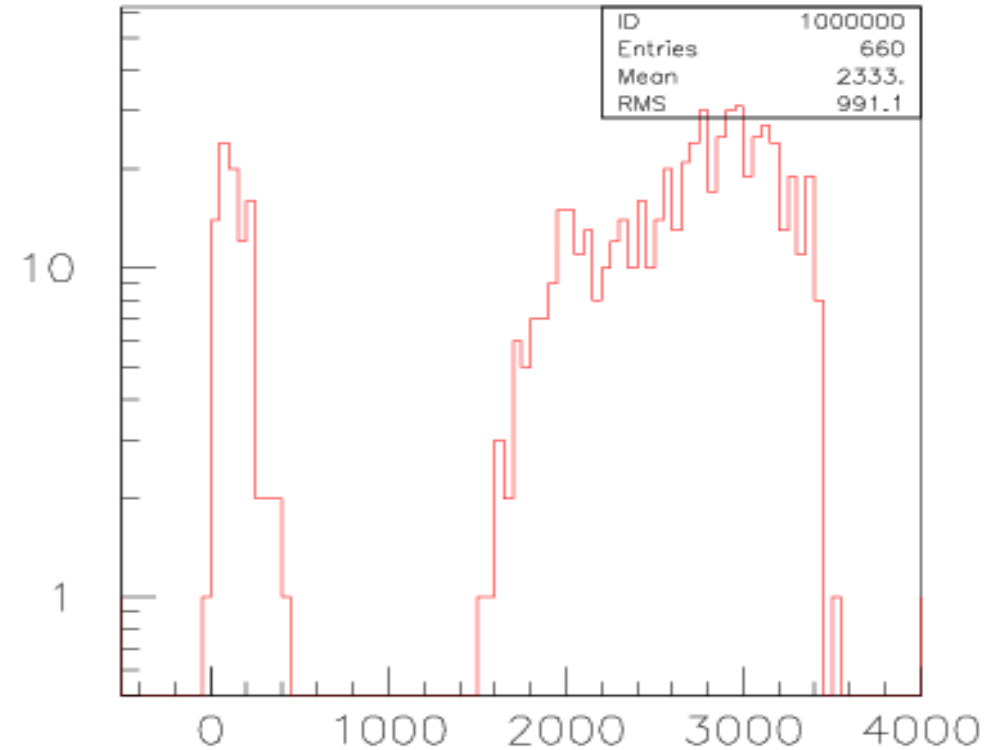


PPAC Performance II



tdc11

Alpha lost in XY

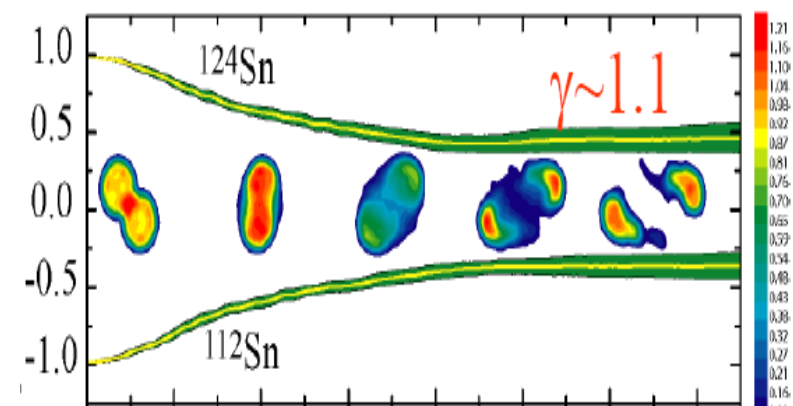


tdc11

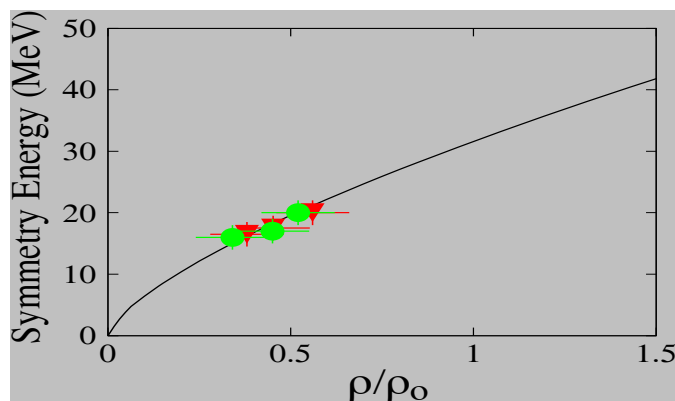
- Identify of fission fragments against light charged particles

Some example probes of $E_{\text{sym}}(\rho)$ at $\rho < \rho_0$

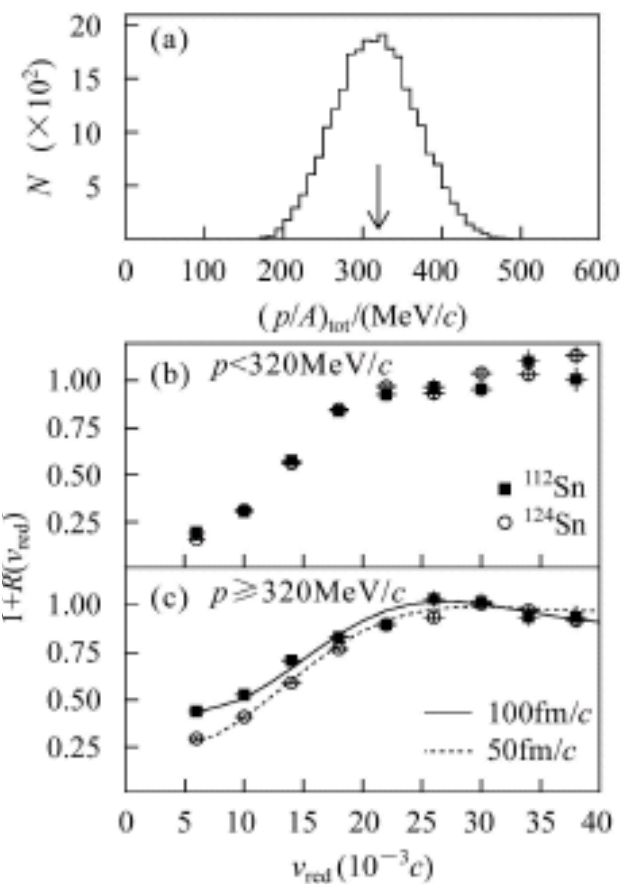
Isospin diffusion



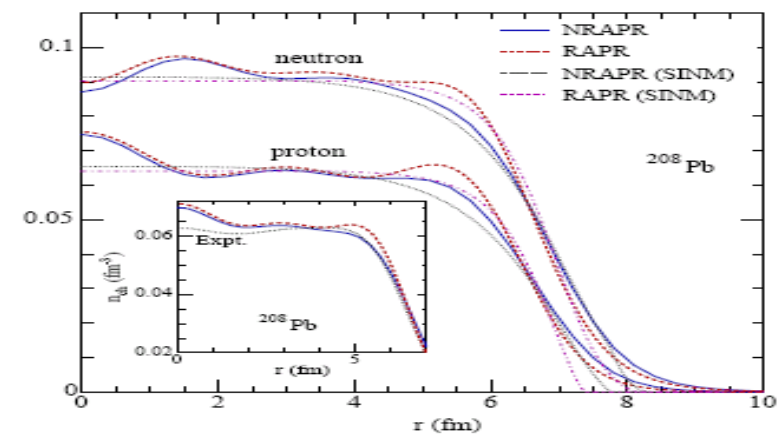
Isoscaling



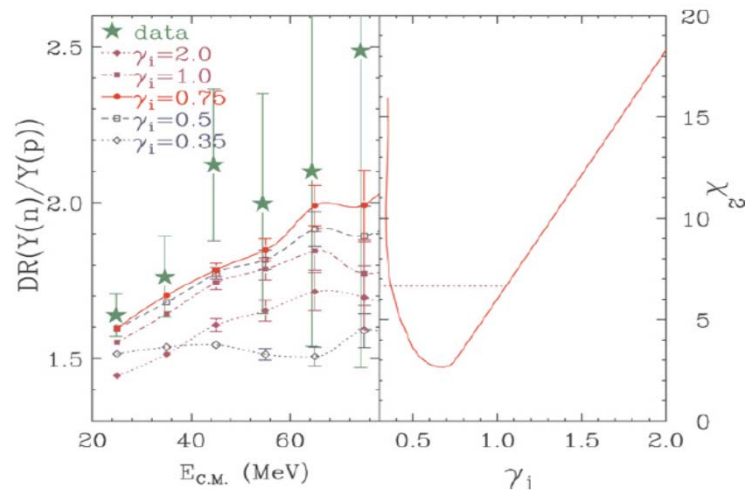
Correlation Function



Neutron Skin in ^{208}Pb or RI




Fast nucleon emission



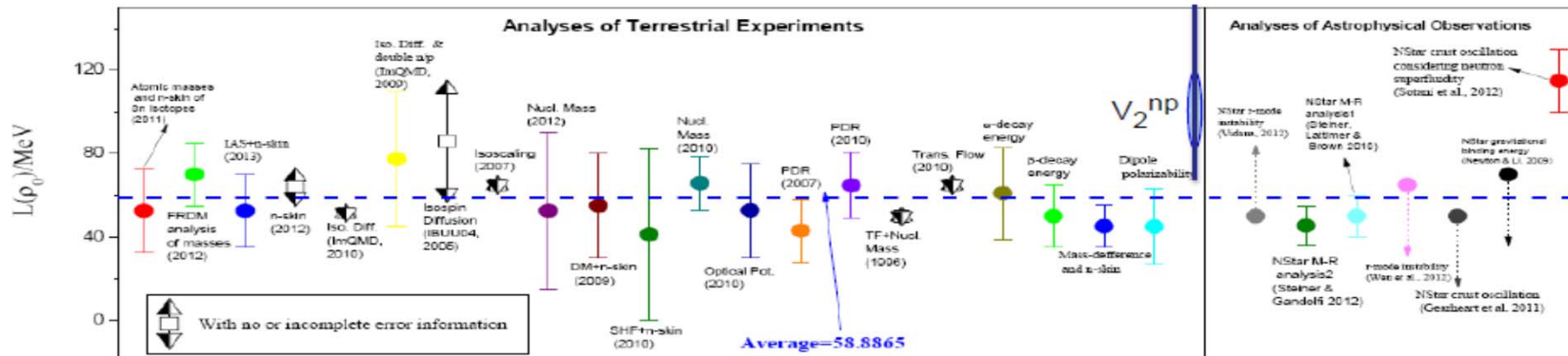
Current constraints on $E_{\text{sym}}(\rho)$ at $\rho < \rho_0$

Nusym13 constraints on $E_{\text{sym}}(\rho_0)$ and L based on 29 analyses of some data



	E_{sym}	L
average of the means	31.55415	58.88646
standard deviation	0.915867	16.52645

Currently impossible to estimate a physically meaningful error bar
 Alex Brown: " K_{sym} is still a random number"



- L.W. Chen, arXiv:1212.0284
- B.A. Li, L.W. Chen, F.J. Fattoyev, W.G. Newton, and C. Xu, arXiv:1212.1178

